


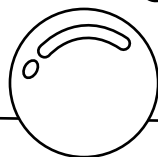





Learn at Home with PBS KIDS



Sharing Your Creativity BINGO





Learn at Home with PBS KIDS

Hello, Families!

Welcome to **Learn Along Bingo**! We're happy to share PBS KIDS activities with you and to work with PBS member stations and community partners across the country to help support learning at home. With Learn Along Bingo, children can view, explore, and play as they learn alongside their PBS KIDS friends on the PBS KIDS 24/7 channel. We hope your family will use it to inspire learning each and every day.

It's Sharing Your Creativity Week!

In this packet, there are printable activities and everyday learning ideas for you and your child to choose from. As you complete each square, mark it off to celebrate the learning.

Learning Spotlight: Developing New Artistic Ideas

This week, we're learning how envisioning and developing new artistic ideas helps us to express our thoughts and feelings in different ways.

Show What You Know: More Than a Box

The last activity in this packet is a perfect way for children to share new artistic ideas.

Ready for more? Watch your favorite PBS KIDS shows on the 24/7 channel and live stream at pbskids.org/video/livetv or on your local PBS station.

Happy learning!
PBS KIDS



Find free activities, articles and tips to support at-home learning on pbskidsforparents.org

PBS KIDS and the PBS KIDS Logo are registered trademarks of Public Broadcasting Service. Used with permission.




Sharing Your Creativity


BINGO



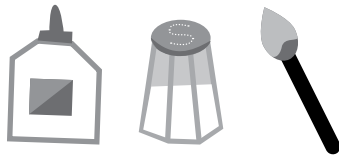
Andy's Creation



Look at a picture in a book or an art piece. What do you notice about it?




Pop-Up Card




Make a salt painting. Draw a picture with glue, then cover it in salt. Let dry and then paint using watercolors.



More Than a Box



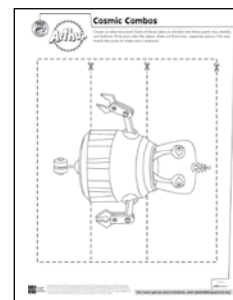
What can you make with yarn and sticks?



Invent a Creepy Cool Creature



Mix 4 cups flour, 1 cup salt, 1 1/2 cups water to make play dough. Knead and then roll it out. Cut into shapes and bake for 3 hours at 250°F.



Cosmic Combos

Grades 1-2

Find more games and activities at pbs.org/parents/learn-at-home



PBS KIDS and the PBS KIDS Logo are registered trademarks of Public Broadcasting Service. Used with permission. Made available by the Corporation for Public Broadcasting, a private corporation funded by the American people.



Let's GO
Luna!

Name _____

Andy is painting Señor Fabuloso's trailer.
Will you help create a unique mural?




For more games and activities, visit pbskidsforparents.org

Funded by:



LET'S GO LUNA! © 2018 LATW Productions Inc. PBS KIDS and the PBS KIDS Logo are registered trademarks of Public Broadcasting Service. Used with permission. Corporate Funding for LET'S GO LUNA! is provided by the Corporation for Public Broadcasting, a private corporation funded by the American people.



Materials

- ☐ 8½" x 11" paper, at least 3 sheets
- ☐ colored markers, pencils
- ☐ scissors
- ☐ glue

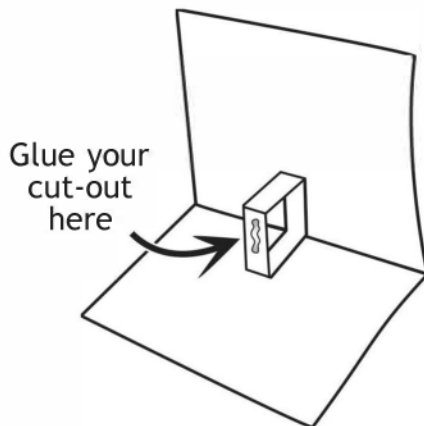
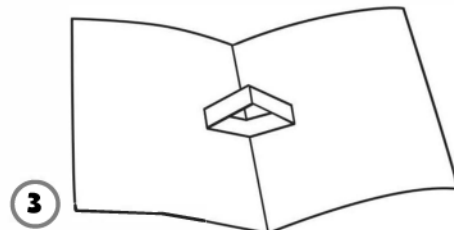


Make a Pop-Up Card

How do you make a card so the inside pops up when you open it? Try this!

Directions

- 1** Fold a piece of paper in half. Starting from the folded edge, make 2 parallel cuts as shown. The cuts should be the same length, and less than 1 inch apart.

- 2** Fold the flap back and crease it.



- 3** Put the flap back where it was. Open the card and push the flap through to the inside. Pinch the crease on the flap. This is a pop-up platform.
- 4** Cut out something you want to pop up. (Ideas: a tree, a house, a flower, a butterfly...) Glue it to the platform. Open and close your model. Do you see how it works?
- 5** Now use your model to experiment. How many pop-up flaps will you want for your card? What happens if you make some platforms with long cuts, and others with short cuts?

Get inventive with CYBERCHASE on PBS KIDS!
For more games and activities, visit pbskidsforparents.org



Name _____



Invent A Creepy Creature

Think about what features make a creature creepy. Draw the creepiest creature you can invent, then make a cool Creature Power® suit for Martin to wear. Write about your creepy creature. What does it eat? How does it move?



Find more games and activities at pbskidsforparents.org





Name _____

Invent A Creepy Creature

Think about what features make a creature creepy. Draw the creepiest creature you can invent, then make a cool Creature Power® suit for Chris to wear. Write about your creepy creature. What does it eat? How does it move?



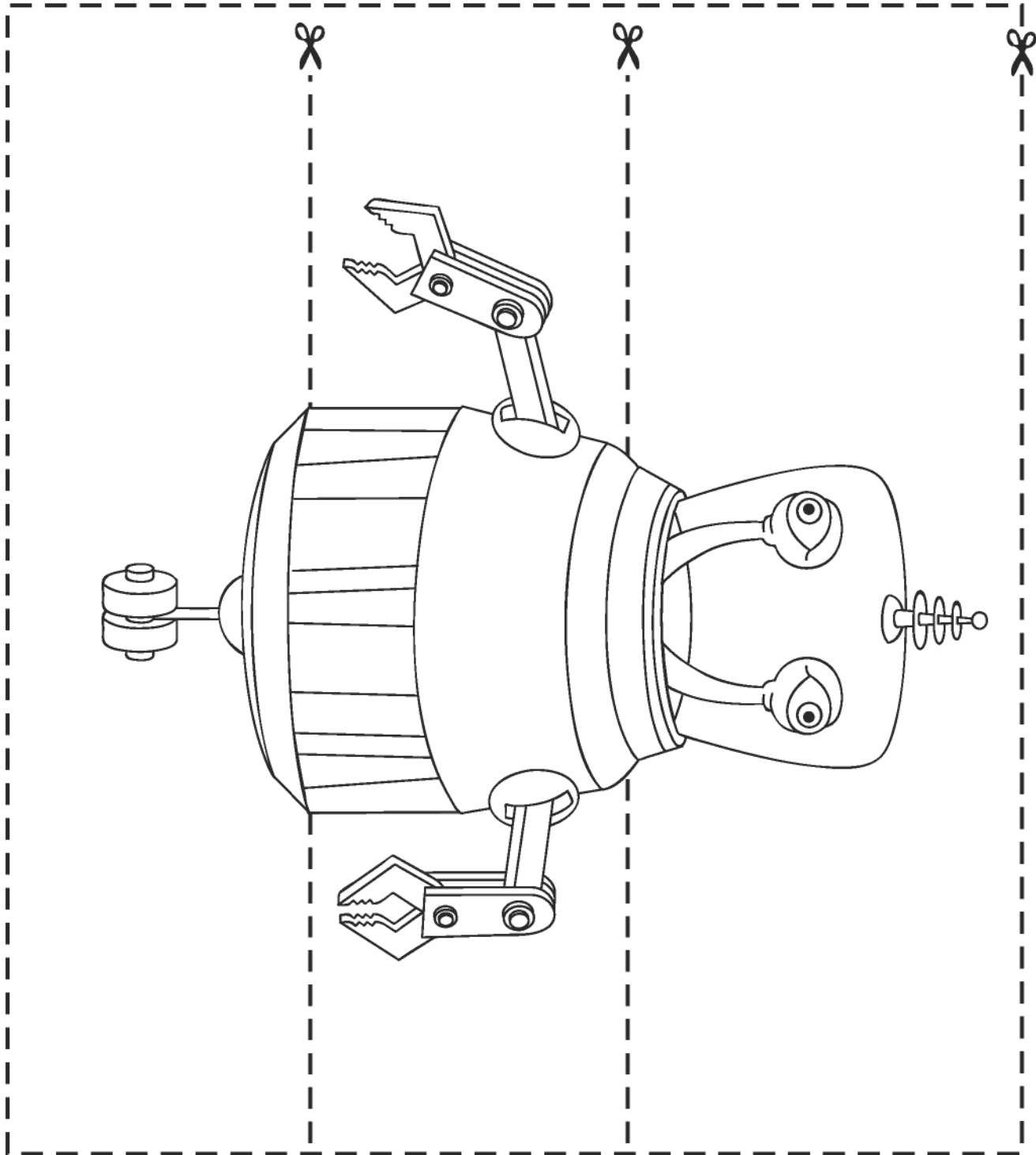
Find more games and activities at pbskidsforparents.org





Cosmic Combos


Create an alien invasion! Each of these aliens is divided into three parts: top, middle, and bottom. Print and color the aliens, then cut them into separate pieces. Mix and match the parts to make new creatures!





Cosmic Combos

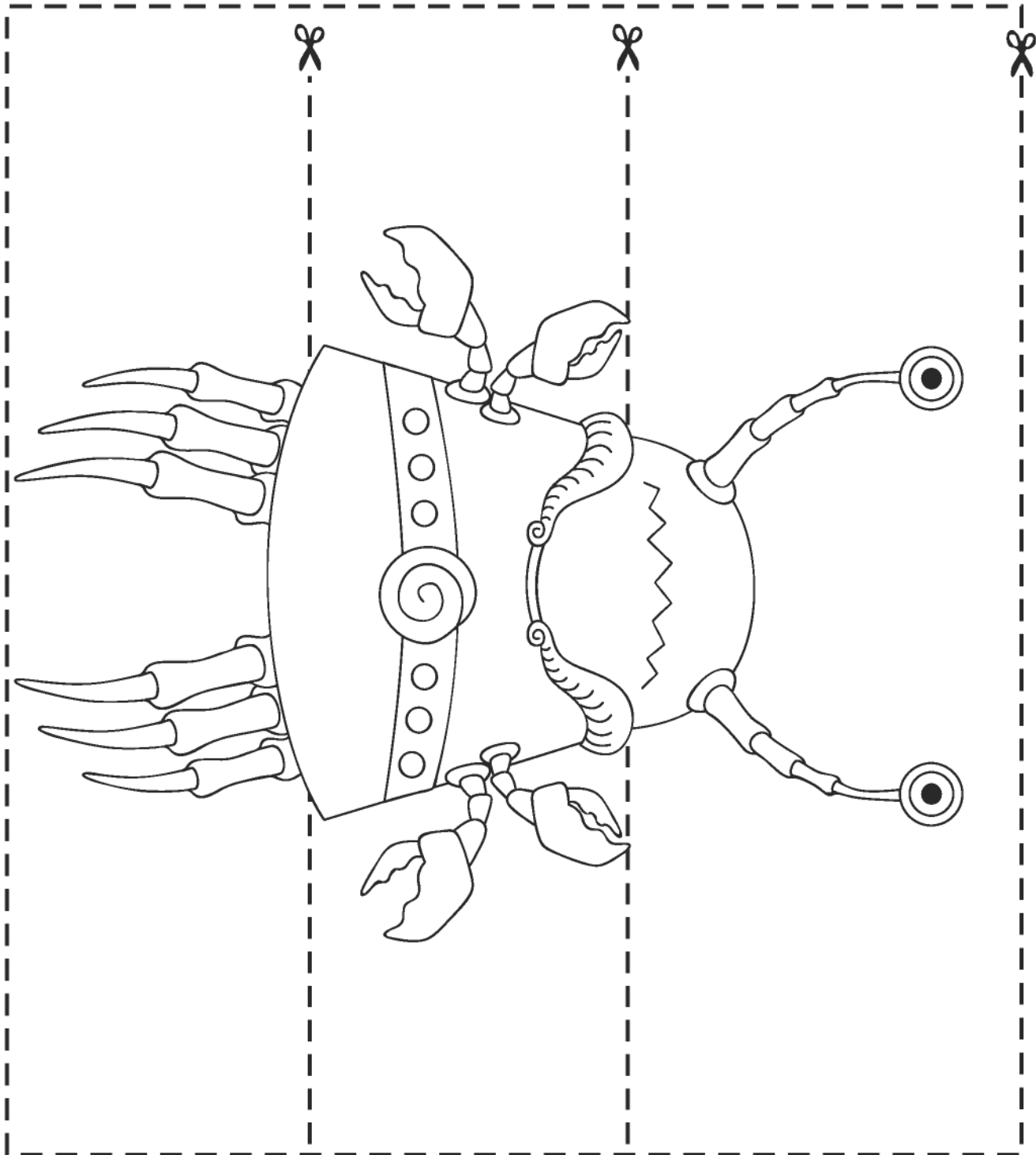
Create an alien invasion! Each of these aliens is divided into three parts: top, middle, and bottom. Print and color the aliens, then cut them into separate pieces. Mix and match the parts to make new creatures!





Cosmic Combos


Create an alien invasion! Each of these aliens is divided into three parts: top, middle, and bottom. Print and color the aliens, then cut them into separate pieces. Mix and match the parts to make new creatures!





Cosmic Combos

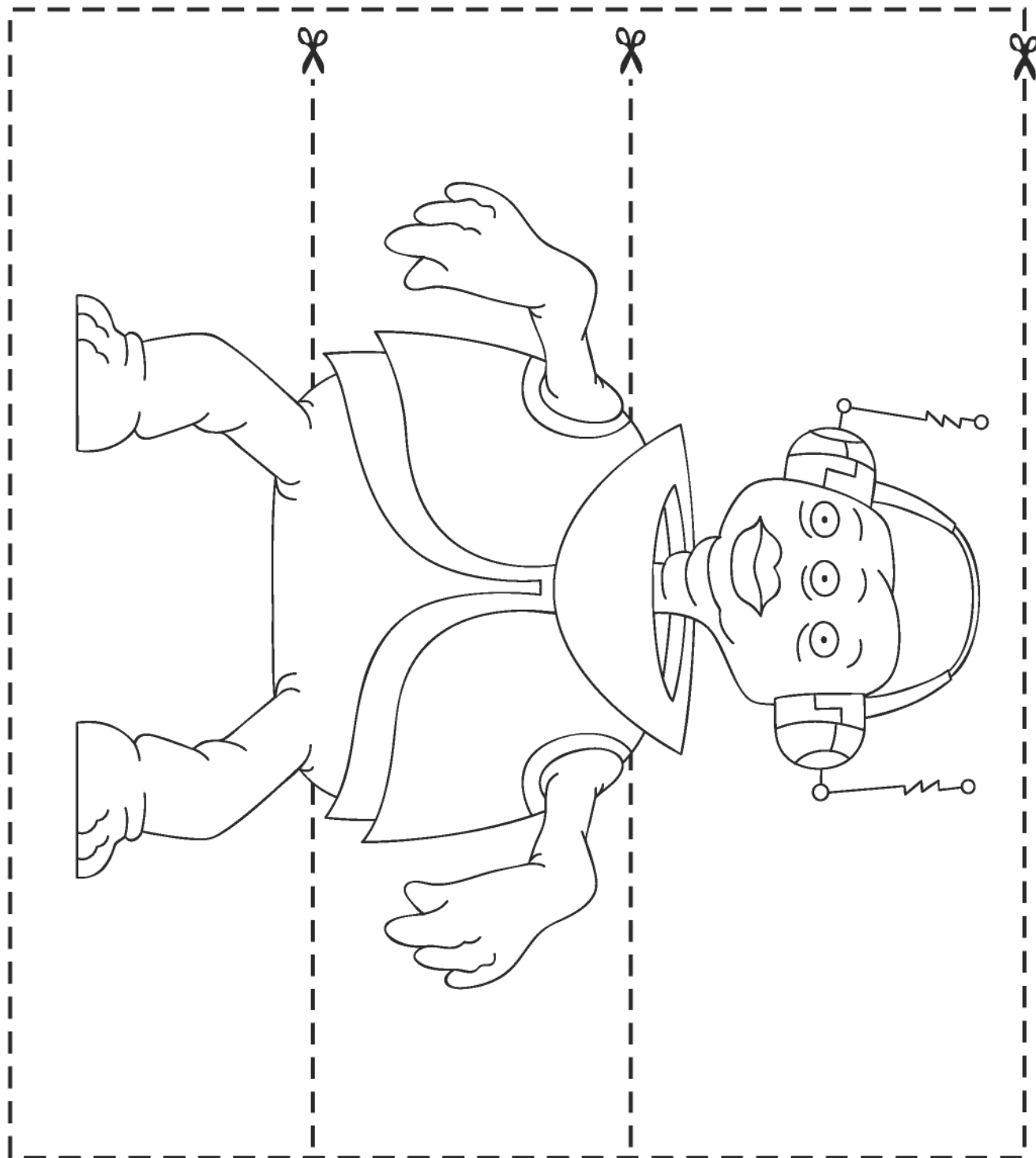
Create an alien invasion! Each of these aliens is divided into three parts: top, middle, and bottom. Print and color the aliens, then cut them into separate pieces. Mix and match the parts to make new creatures!





Cosmic Combos

Create an alien invasion! Each of these aliens is divided into three parts: top, middle, and bottom. Print and color the aliens, then cut them into separate pieces. Mix and match the parts to make new creatures!






Scribbles
and **Ink**


MORE THAN A BOX

Draw on or around the box to change it into something new.

Name _____



Find an empty box
around your house.
What can you turn
it into?



pbskids.org

Produced by GBH Kids for PBS. Funded by the Corporation for Public Broadcasting and Gerneshausen Foundation. © 2020 WGBH Educational Foundation. Based on Scribbles and Ink books written by Ethan Long, published by Harriet Ziefert, Inc., underlying Scribbles and Ink characters and artwork are copyrights and trademarks of Ethan Long. Made available by the Corporation for Public Broadcasting, a private corporation funded by the American people.



The PBS KIDS wordmark and the PBS KIDS Logo are registered trademarks of Public Broadcasting Service. Used with permission.



Learn at Home with PBS KIDS

Schedule Begins October 5, 2020

Explore reading, math, science, life lessons, and more on the PBS KIDS 24/7 channel and live stream! The TV schedule below offers you and your child a chance to learn anytime alongside your favorite PBS KIDS characters.



TIME (M-F)	SHOW	GRADE	LEARNING GOAL
6/5c am	Splash and Bubbles	PK-K	Science
6:30/5:30c am	WordWorld	PK-K	Literacy
7/6c am	Peg + Cat	PK-K	Math
7:30/6:30c am	Peep and the Big Wide World	PK-K	Science
8/7c am	Sid the Science Kid	PK-K	Science
8:30/7:30c am	Super WHY!	PK-K	Literacy
9/8c am	Pinkalicious & Peterrific	PK-1	The Arts
9:30/8:30c am	Clifford the Big Red Dog	PK-K	Social & Emotional Learning, Literacy
10/9c am	Let's Go Luna!	K-2	Social Studies
10:30/9:30c am	Dinosaur Train	PK-K	Science
11/10c am	The Cat in the Hat Knows a Lot About That!	PK-1	Science & Engineering
11:30/10:30c am	Martha Speaks	K-2	Literacy
12 pm/11c am	Nature Cat	K-3	Science
12:30 pm/11:30c am	Ready Jet Go!	K-2	Science & Engineering
1/12c pm	Arthur	K-2	Social & Emotional Learning
1:30/12:30c pm	Odd Squad	K-2	Math
2/1c pm	Cyberchase	1-5	Math
2:30/1:30c pm	Molly of Denali	K-2	Literacy
3/2c pm	Pinkalicious & Peterrific	PK-1	The Arts
3:30/2:30c pm	Elinor Wonders Why	PK-K	Science & Engineering
4/3c pm	Sesame Street	PK-K	Literacy, Math, Social & Emotional Learning
4:30/3:30c pm	Daniel Tiger's Neighborhood	PK-K	Social & Emotional Learning
5/4c pm	Curious George	PK-K	Math, Science & Engineering
5:30/4:30c pm	Curious George	PK-K	Math, Science & Engineering
6/5c pm	Wild Kratts	K-2	Science
6:30/5:30c pm	Wild Kratts	K-2	Science

Access FREE, at-home learning activities, tips, and more on pbskidsforparents.org

PBS KIDS and the PBS KIDS logo are registered trademarks of Public Broadcasting Service. Used with permission.



Learn at Home with PBS KIDS

Play and learn anytime and anywhere with free apps from PBS KIDS! Use the chart below to find the app that aligns to your child's grade, learning goal, and favorite PBS KIDS show - then download it on your on your mobile or tablet device to play online, offline, or anytime.


Apps for Social & Emotional Learning

Daniel Tiger for Parents	PK-K	Social & Emotional Learning
PBS KIDS Games app	K-2	Multiple Learning Goals
PBS KIDS Video app	K-2	Multiple Learning Goals




Apps for Literacy Learning

Dinosaur Train A to Z	PK-K	Literacy, Science
Molly of Denali	K-2	Literacy
PBS KIDS Games app	K-2	Multiple Learning Goals
PBS KIDS Video app	K-2	Multiple Learning Goals



Apps for STEM Learning (Science, Technology, Engineering & Math)

PBS Parents Play & Learn	PK-K	Literacy, Math	Ready Jet Go! Space Explorer	K-2	Science
Play & Learn Engineering	PK-K	Science and Engineering	Ready Jet Go! Space Scouts	K-2	Science and Engineering
Play & Learn Science	PK-K	Science	Nature Cat's Great Outdoors	K-3	Science
Splash and Bubbles for Parents	PK-K	Science	PBS KIDS ScratchJr	1-2	Coding
Splash and Bubbles Ocean Adventure	PK-K	Science	Outdoor Family Fun with Plum	1-3	Science and Engineering
The Cat in the Hat Builds That!	PK-K	Science and Engineering	Cyberchase Shape Quest	1-5	Math, Science
The Cat in the Hat Invents	PK-K	Science and Engineering	PBS KIDS Games app	K-2	Multiple Learning Goals
Jet's Bot Builder: Robot Games	K-2	Science and Engineering	PBS KIDS Video app	K-2	Multiple Learning Goals
Photo Stuff with Ruff	K-2	Science			



pbskids.org/apps

